

Dear Parents,

Summer holidays are here again, bringing a joyful break from the scorching heat. We hope our little learners enjoy this vacation while developing new skills through fun-filled activities. Children learn best through play, experiences, and family interactions. These holidays are a wonderful opportunity to strengthen the parent-child bond while learning together.

Some joyful activities parents can do with their child:

- Take your child on a nature walk.
- Play simple indoor and outdoor games together.
- Have small and meaningful conversations every day.
- Involve children in simple household chores.
- Tell stories and encourage your child to retell them.
- Explore your neighbourhood and talk about things around you.
- Encourage simple conversations in English at home.

Children's Activities:

- Spend quality time with family members, learn their names and relationships, and talk about fruits and vegetables found in the kitchen. *(Improves social skills)*
- Click and paste the happiest moment of your vacation and bring it to school to share with friends. *(Improves environmental awareness and creativity)*
- Click a photo with your favourite toy or pet, decorate it creatively, and bring it to school for "Show and Tell." Speak 2-3 simple sentences about your picture. *(Improves speaking skills and confidence)*
- Practice daily life activities such as:
 - Filling water bottles and closing lids
 - Folding napkins or small clothes
 - Arranging toys neatly and cleaning up after playThese activities help improve cognitive skills, fine motor skills, and gross motor skills.
- Encourage children to enjoy music and dance activities to explore body movements. Dancing helps improve confidence, coordination, and self-esteem.

Note:



Assignment sheets are enclosed for practice. Kindly place all completed sheets in a neat handmade folder prepared with the help of your child and submit it to the school after the holidays.

Wishing you a Happy, Healthy, and Fun-filled Summer Vacation!

Colour the things we use in the Summer Season



Match the following

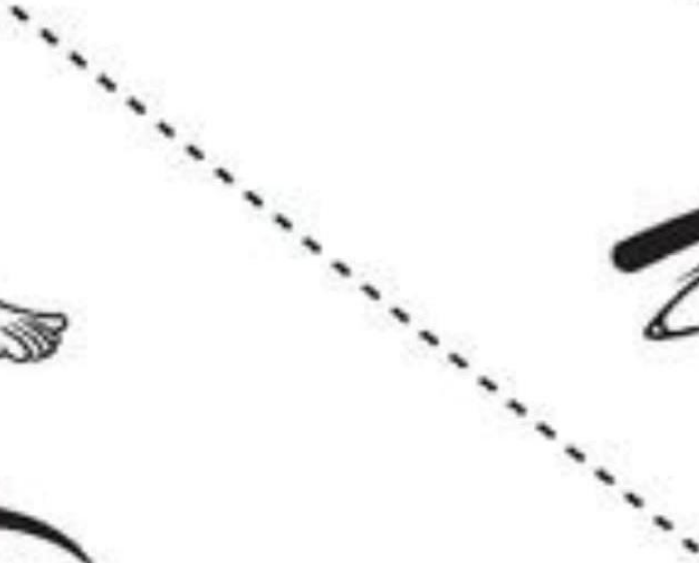


Trace the pattern



Match the body parts


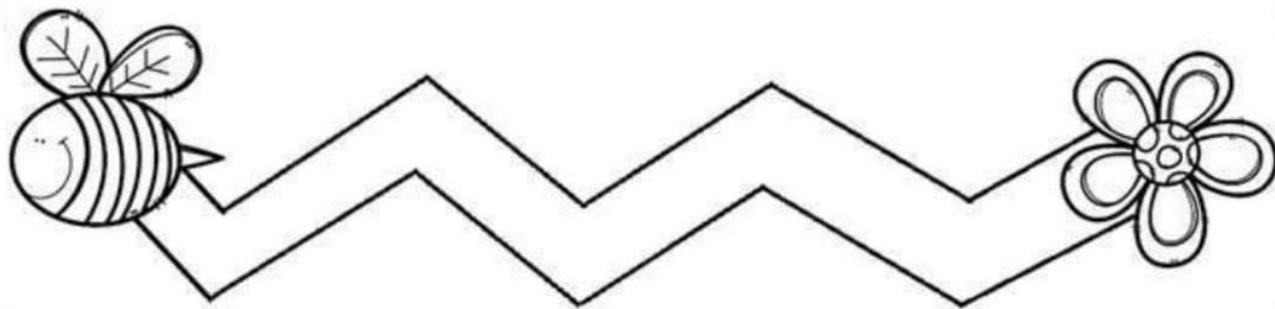
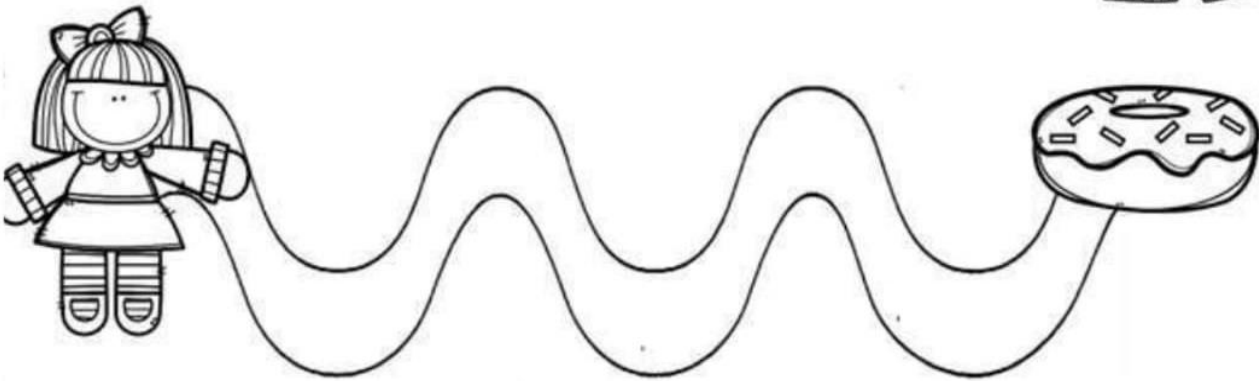
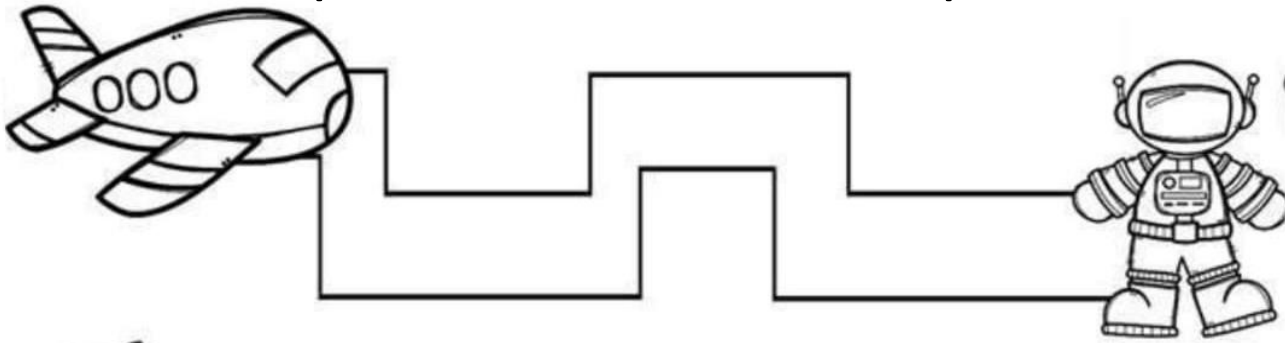
Assignment-3




Trace the pattern



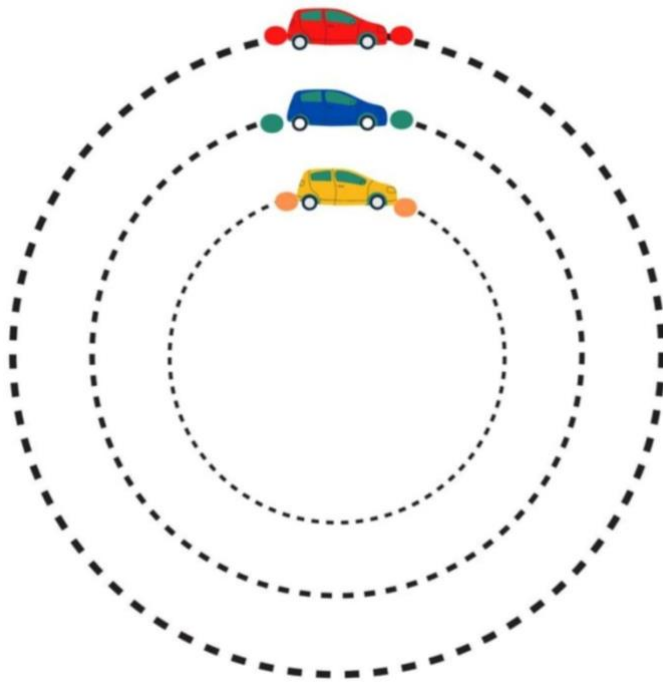
Trace the pattern to match the pictures




Trace the pattern



Trace all circular roads and help the car's moving around




Trace the dots and colour the picture:-




रंग भरे और सीखे

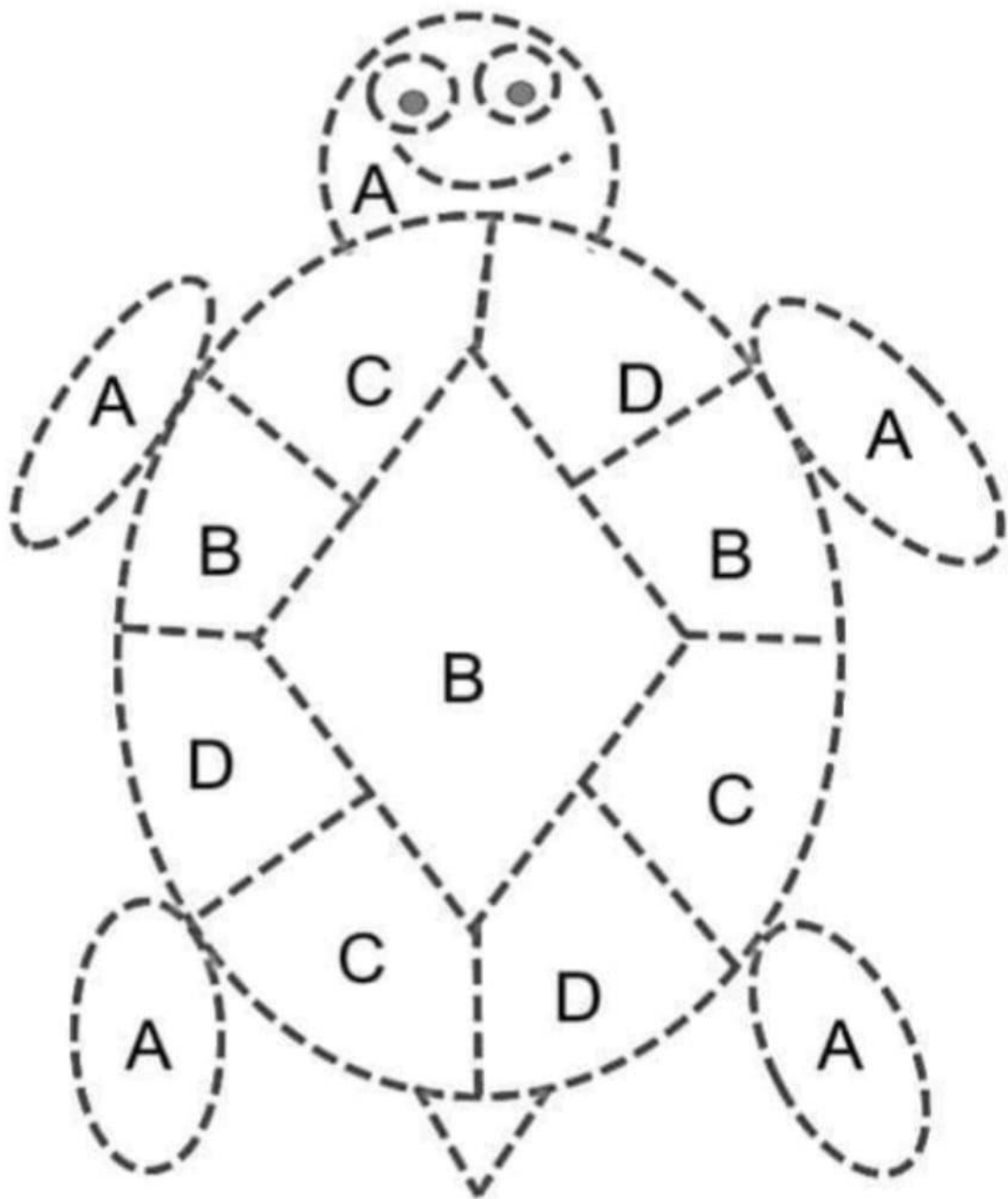
अ से अनार



आ से आम



Turtle Alphabet Color Worksheet:
Color the turtle by following the code:
A – Yellow, B – Red, C – Blue and D – Green




count and Colour the correct number

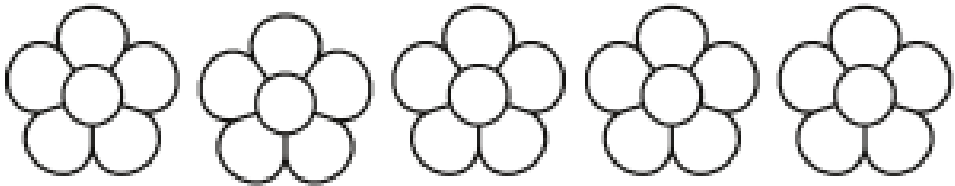
1



2



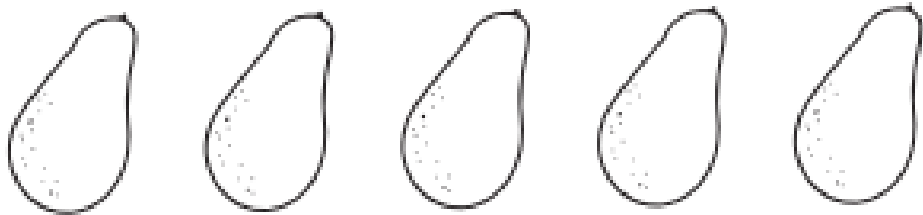
3



2





5






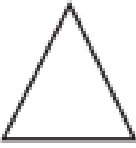

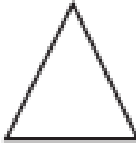






















Trace the pattern with crayons




Circle and colour the picture that is different

Circle the correct beginning letter for each picture.
Colour the pictures.



A C E




C D B




B C F



D A C







E C F





F A C

Match the halves to complete the picture



Match the object with its shadow



Assignment 14


Circle the cat that is near the bowl



Circle the bee away from flower



Mark the longer object



Mark the Shorter Object



Assignment 15

Colour the cloud blue then paste cotton in the picture of the cloud.



Have a great



VaCation!